

# Open Voice Intercom

STATION

## 11 LEF

### Master station



**LEF-3**  
3-call master

**LEF-3L**  
3-call master w/  
door release button

### Master station



**LEF-5**  
5-call master

**LEF-5W**  
5-call master  
w/terminal box



**LEF-10**  
10-call master

**LEF-10W**  
10-call master  
w/terminal box



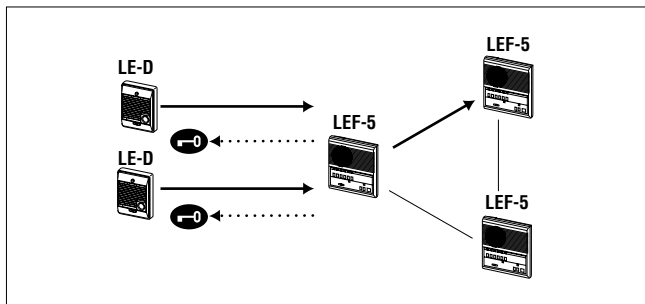
**LEF-10S**  
10-call master (all call)

**Power supply**  
PS-1208S PS-1208UL PS-1208BF → P.136

### Features

- Intermixable system with any number of masters and subs to max. capacity
- Selective calling from any master with hands-free reply
- LEF surface and LEF-C semi-flush units can be intermixed
- Variety of sub stations are available
- Weather-resistant door stations (any number) with selective door release
- System options: All Call/Music/Chime
- Selective door release with LEF-5/10/10S (w/RV-PA)

### Communication network



Selective call between inside stations. Answering & releasing door from any inside station

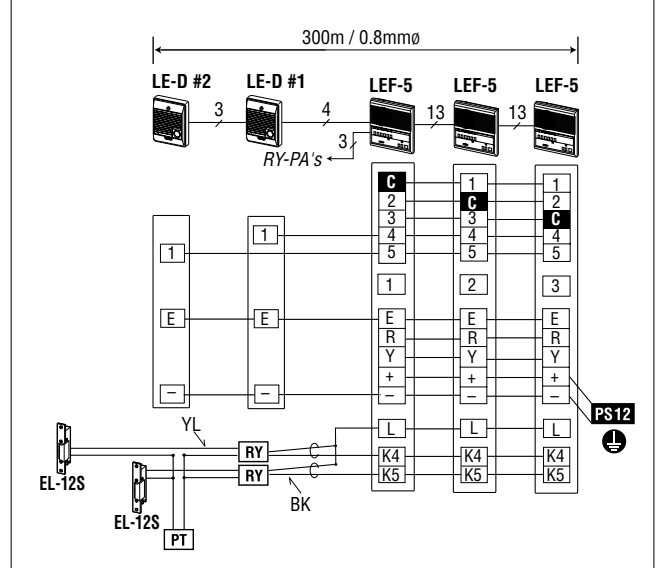
### Cabling

Models	Capacity	Cable
LEF-3	4 stations	9 wires
LEF-5	6 stations	11 wires (+5: K1~K5*)
LEF-10	11 stations	17 wires (+10: K1~K10*)
LEF-10S	11 stations	20 wires (+10: K1~K10*)

- K1 ~K10: Control terminals for video, door release.
- LEF-3 does not have L terminal.
- Door & inside sub stations can ring 2 or 3 LEF masters.
- LEF All-master trunk cable=5 (or 6) common + no.of LEF (& subs)

### Wiring

#### Door answering w/selective door release



**PS12** : PS-1208S, PS-1208UL, PS-1208BF

**PT** : AC transformer

Terminal 4 : for LE-D #1, Terminal 5 for LE-D #2.

YL : Yellow(2) BK : Black(2).

**Door station**



**LE-D**  
Sub station  
→ P.107



**LE-DA**  
Sub station  
→ P.107

**Room sub station**



**LE-A**  
Sub station  
→ P.107



**LE-AN**  
Privacy sub  
→ P.107

**All call, music & chime**



**BG-10C**  
All call, chime & music  
adaptor  
→ P.107

**Power supply**

- PS-1225S PS-1225UL**
- PS-1225BF PS-1225DM**
- PS-1225-0** → P.136

**Lineup**



**EL-12S**  
Electric door  
strike  
→ P.134



**RY-PA**  
Door release relay  
→ P.134



**LEW-5**  
LEF-5 terminal  
box

**LEW-10**  
LEF-10 terminal  
box

**LEW-10S**  
LEF-10S terminal  
box

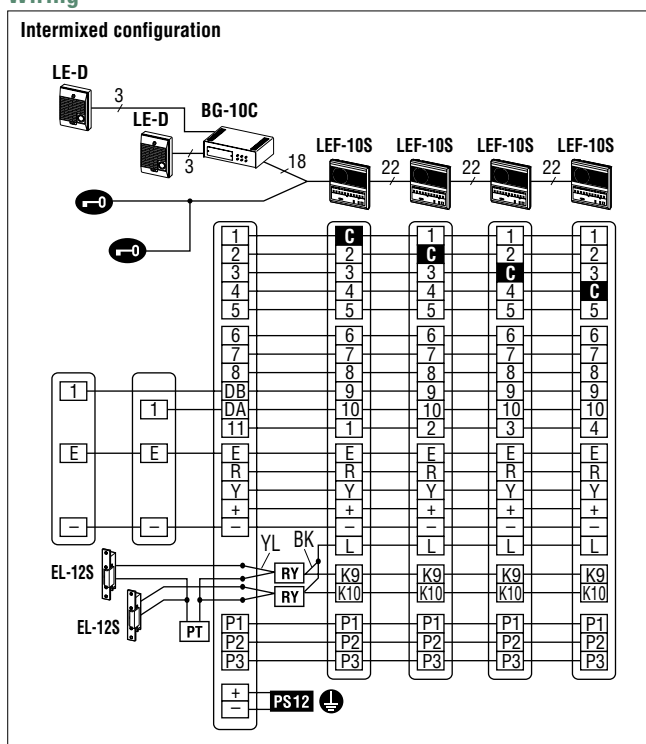


**AC-10S**  
Access control  
keypad,  
surface mount  
→ P.132



**AC-10F**  
Access control  
keypad,  
flush mount  
→ P.132

**Wiring**



3 wires per sub. Run 3 wires to subs individually, or use multi-conductor cable to wire multiple subs (2 common + 1 per sub).

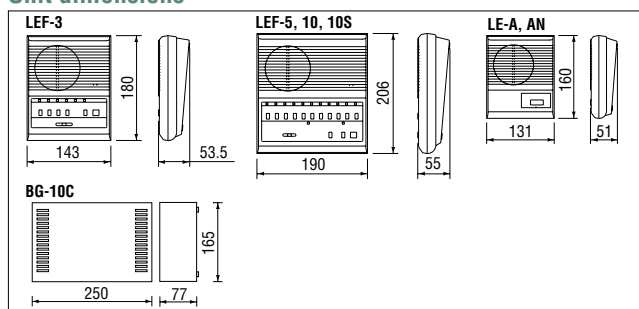
- LE-D call-in chimes on LEF stations.
- Only LEF-10S station can transmit all call.
- Match door release control terminals (Kn) with door selector #10 with K10, #9 with K9.

★ Remove a shorting link on LE subs.

**PS12** : PS-1225S, PS-1225UL, PS-1225BF, PS-1225DM, PS-1225-0

**PT** : AC transformer **RY** : RY-PA

**Unit dimensions**



**Specifications (LEF)**

Power source	12V DC, 300mA per LEF station.
Power supply	PS-1208S, PS-1208UL, PS-1208BF
Communication	Sub calls in w/(chime) tone & LED, 20 sec. Depress the LED lit selector button. Use TALK/LISTEN switch. Master calls in w/tone or voice (no LED lit). Reply hands-free. To call, depress a selector, and call by voice or tone.
Door release	Contact: 30V DC, 0.1A (resistance load).
Selector switch	Contact: 12V DC, 30mA.
Wiring	5 wires common + no. LEF (& subs) (all-master system) 2 wires per sub (single-master system). * E to - link remains attached. LE subs: 3 wires with the link removed (when intermixed)
Wiring distance	Farthest LEF's 200m(0.65mmØ) 300m(0.8mmØ)

**Specifications (BG-10C)**

Power source	12V DC, 2.5A (music max. output). 1.5A(music, chime & all call). 0.1A standby
Power supply	PS-1225S, PS-1225UL, PS-1225BF, PS-1225DM, PS-1225-0
All call transmit	From LEF-3C, 5C, 10C & LEF-1C and LEF-10S
All call receive	All LEF master station
Chime tone transmit	AUX R, E and AUX L, E
Controls	Music on/off. 11 selector switches of music & chime, chime only or off.
Wiring	19 wires max. BG-10C to LEF-10C. 3 wires to each LE-D, DA.
Wiring distance	BG-10C to LEF-C 150m(0.65mmØ). 230m(0.8mmØ) LE-D/DA to BG-10C 200m(0.65mmØ). 300m(0.8mmØ).

# Open Voice Intercom



## Door station



**LE-D**  
Sub station  
→ P.107

## Master station



**LEF-3C**  
3-call master



**LEF-5C**  
5-call master



**LEF-10C**  
10-call master

## Sub station



**LE-B**  
Sub station



**LEF-1C**  
All call sub master

**LE-BN**  
Privacy sub

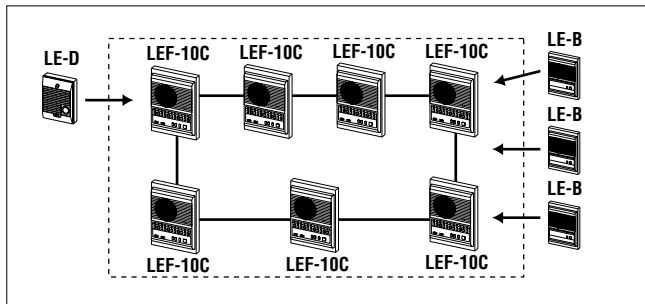
### Power supply

**PS-1208S PS-1208UL PS-1208BF** → P.136

### Features

- Intermixable system with any number of masters and subs to max. capacity
- Selective calling from any master with hands-free reply
- LEF surface and LEF-C semi-flush units can be intermixed
- Variety of sub stations are available
- Weather-resistant door stations (any number) with selective door release
- System options: PanTilt door/monitor(s), All Call/Music/Chime
- Selective door release with LEF-5/10/10S (w/RV-PA)

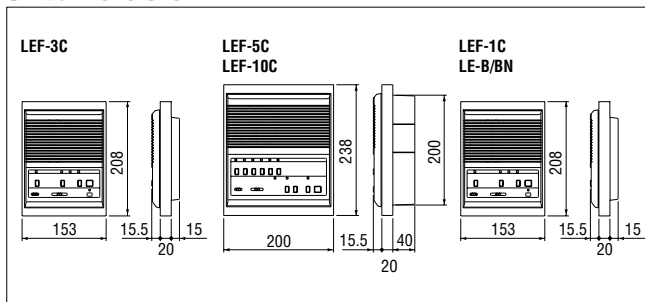
### Communication network



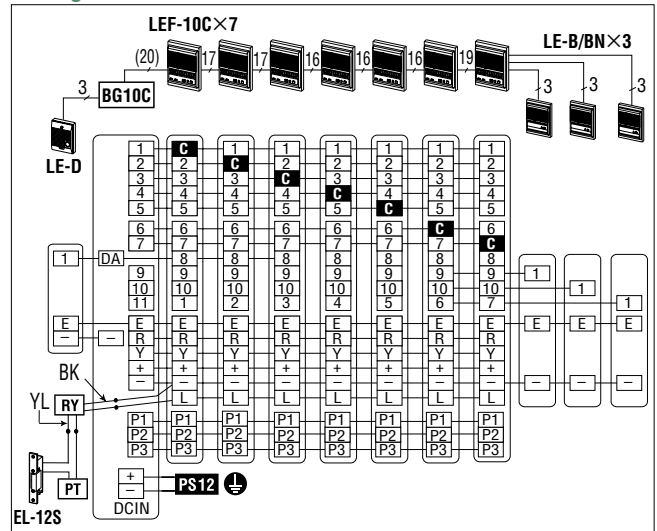
#### Intermixed configuration

Internal communication by Selective call. Sub calls in with tone & LED 20 sec.

### Unit dimensions



### Wiring



**PS12** : PS-1208S/UL/BF


**RY** : RV-PA relay **PT** : AC transformer **BK** : Black(2) **YL** : Yellow(2)

### Specifications (LEF-C)

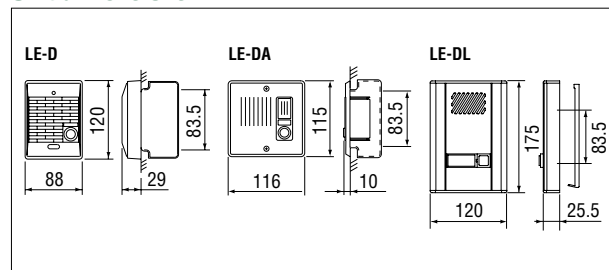
Power source	12V DC, 300mA per station.
Power supply	PS-1208S, PS-1208UL, PS-1208BF
Communication	Sub/door calls in w/tone & LED, 20 sec. Depress the LED lit selector button. Depress TALK/LISTEN switch. The LED stays lit while in use. Single talk channel w/OCCUPIED lit.
Output	800mW at 20Ω(receive). 500mW at 20Ω(transmit).
Door release	Contact: 110V AC, 1A. 24V DC, 1A. (on RY-PA output).
Selector switch	Contact: 12V DC, 1A. (K terminals)
Wiring	5 or 6 common + no. all stations
Wiring distance	Farthest LEF-C's 200m(0.65mmφ) 300m(0.8mmφ)

# LE Sub stations & Accessories

## Weather-resistant sub




### Unit dimensions

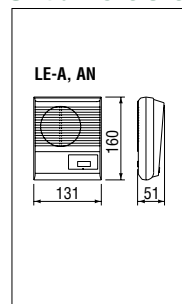


LE-DA: 2-gang mounting


## Room sub



### Unit dimensions



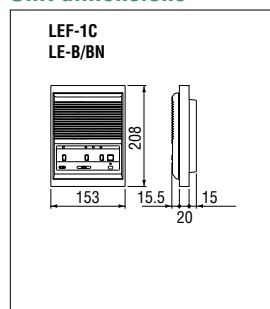
## Semiflush mount sub



## All call sub master



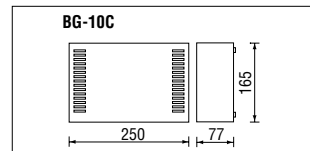
### Unit dimensions



## All call/music/chime adaptor



### Unit dimensions



### Specifications (BG-10C)

Power source	12V DC, 2.5A (music max. output). 1.5A(music, chime & all call). 0.1A standby
Power supply	PS-1225S, PS-1225UL, PS-1225BF, PS-1225DM, PS-1225-O
All call transmit	From LEF-3C, 5C, 10C & LEF-1C and LEF-10S
All call receive	All LEF master station
Chime tone transmit	AUX R, E and AUX L, E
Controls	Music on/off. 11 selector switches of music & chime, chime only or off.
Wiring	19 wires max. BG-10C to LEF-10C. 3 wires to each LE-D, DA.
Wiring distance	BG-10C to LEF-C 150m(0.65mmØ). 230m(0.8mmØ) LE-D/DA to BG-10C 200m(0.65mmØ). 300m(0.8mmØ).

LE

DB

AT

YAZ

TD

IMU

TC

MC

NIM

NHX